

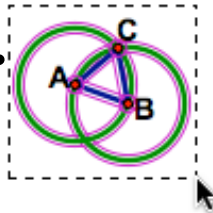
# Copying and Pasting

Use the **Edit** menu to copy and paste into sketches and other programs.

©2009 Key Curriculum Press

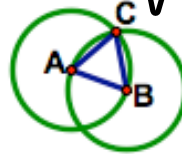
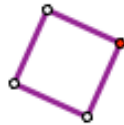
## Sketchpad Objects

Select objects and choose **Edit | Copy**.

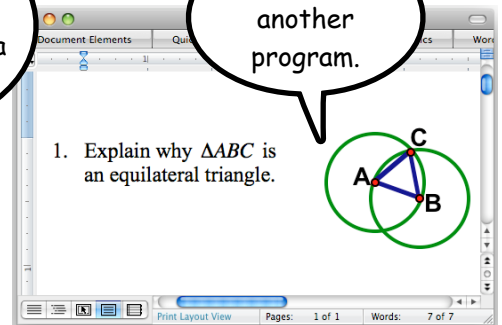


Choose **Edit | Paste...**

to place the objects in the same sketch or a different one.



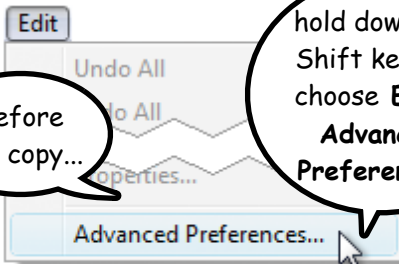
Or paste into another program.



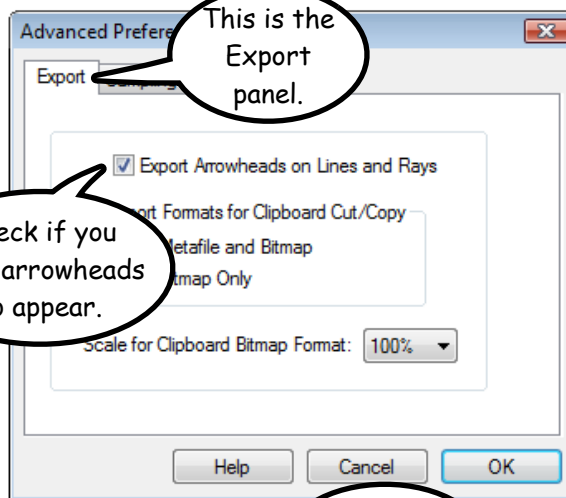
## High-Quality Graphics

Before you copy...

hold down the Shift key and choose **Edit | Advanced Preferences...**



Check if you want arrowheads to appear.



This is the Export panel.

## Pictures from Other Programs

Create or locate a picture...



and copy it to the clipboard.



In Sketchpad, choose **Edit | Paste Picture**.


To resize the picture...



drag one of the handles.

To maintain the picture's proportions...

hold down the Shift key while you drag.



If two or three points are selected before you paste...



the picture's corners will be attached to the points.

